


LET'S ANALYSE MOVEMENT

BY: JULIE TWIGDEN



1. **STAND**
Feet square. Tail hangs to below hock. Head held up.




2. **WALK**
Tail rises slightly.




3. **BEGIN TROT**
Movement sequence is the same as for walk. Tail out behind.



4. **TROT**
Note that far-side feet over-reach each other because the Saint is short coupled.



5. **TROT**
The back is straight and followed by the tail.



6. TROT



7. TROT
Near side feet over-reach due
to short coupling.

copyright reserved J.T.